

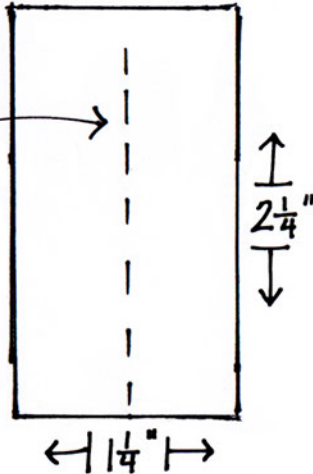
# folded pen

## Supplies


- soda can or aluminum flashing
- 3/8" dowel cut to 6" or pencil
- duck tape • fin snips
- 220 grit sandpaper

① cut.

② Lightly score.  
@ 5/8"  
(middle)

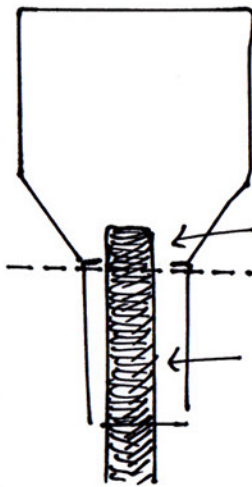


④ cut - both sides.



③ Trace.

⑤ snip 1/8" in - both sides.



⑥ Extend 1/4" above snips.  
Dowel or pencil.

⑦ wrap tightly w/ duck tape.



⑧ Fold gently along score.



⑨ Trace template 2.

⑩ cut in 1 swipe.

⑪ Sand edges.

⑫ Make beautiful letters.

